

NEW ORLEANS CRIME COALITION

ANNUAL NOPD CITIZENS SATISFACTION SURVEY 2022

PART II: CIVIC PRIORITIES AND POLICYMAKERS

SURVEY METHODOLOGY

- Survey was conducted June 1-6, 2022 under the direction of Ronald A. Fauchaux, Ph.D., CEO of Fauchaux Strategies, LLC, New Orleans and Washington, D.C.
- Survey based on a representative sample of completed interviews with 800 adults 18-years-old and older in the City of New Orleans.
- Interviews conducted by live, professionally trained telephone interviewers via cell phones (78%) and landlines (22%).
- Margin of error for full sample: +/- 3%. Because of rounding, some of the data columns do not add up to 100%.
- Racial composition of sample: 59% African American, 33% white, 8% other.
- Neighborhood definition:
 - Lakeview/Lake Vista/Lakeshore/Lakewood/Mid-City/Bayou St. John/CBD
 - Uptown/Garden District/Carrollton/Arts District/Central City
 - Gentilly/French Quarter/Esplanade Ridge/Treme/Marigny/Bywater/St. Roch/Lower 9/Gentilly Terrace/UNO/Dillard/Fillmore/Lake Terrace/Lake Oaks/Pontchartrain Park
 - New Orleans East
 - Algiers

NEW ORLEANS: RIGHT OR WRONG TRACK

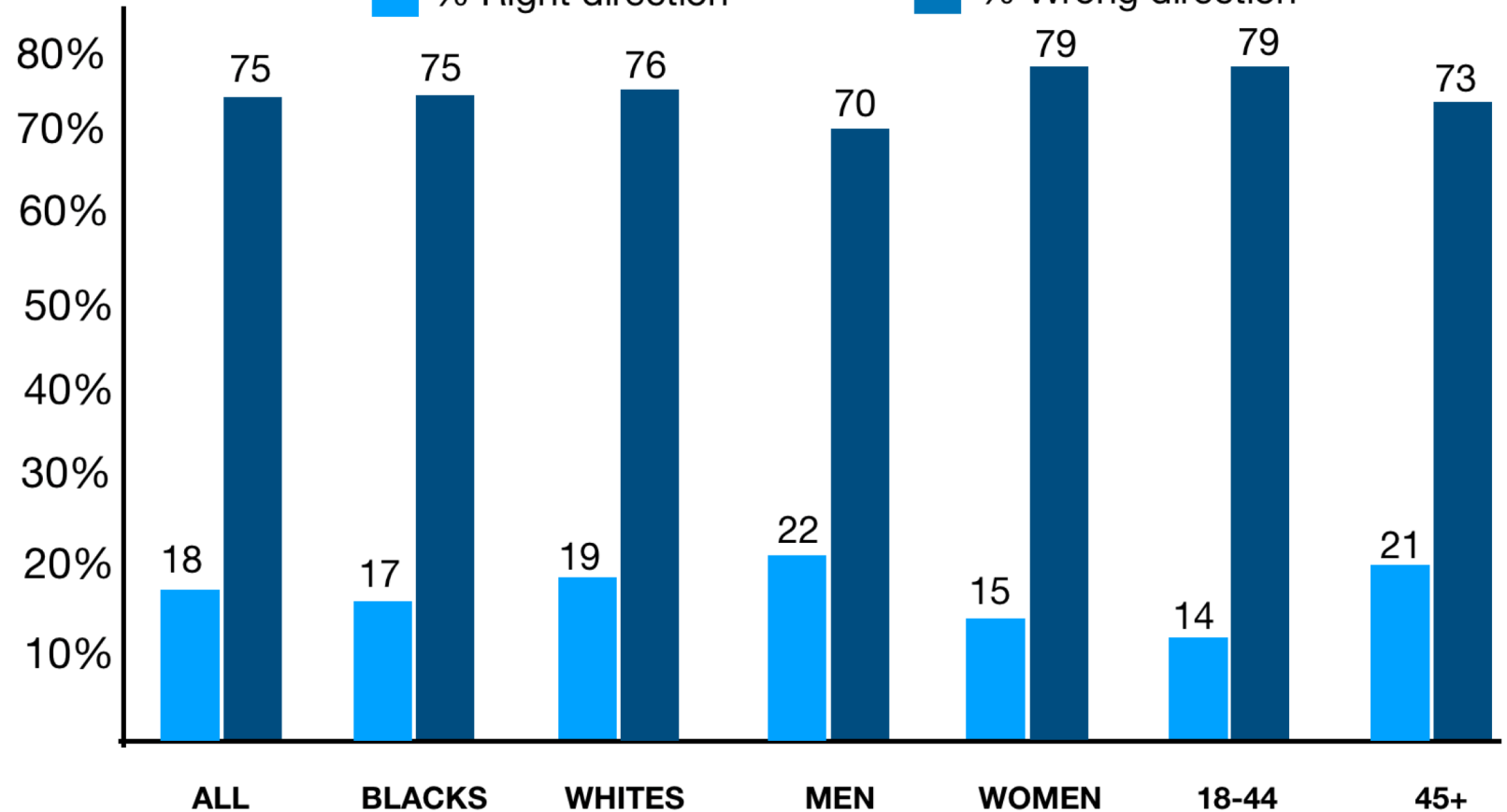
Overall, do you think the city of New Orleans is going in the right direction, or do you think it's off on the wrong track?

% NEW ORLEANS RIGHT DIRECTION, WRONG TRACK

■ % Right direction

■ % Wrong direction

- Right direction: 18%
- Wrong track: 75%
- Don't know: 7%



Issues and spending priorities

MOST IMPORTANT ISSUE FACING NEW ORLEANS

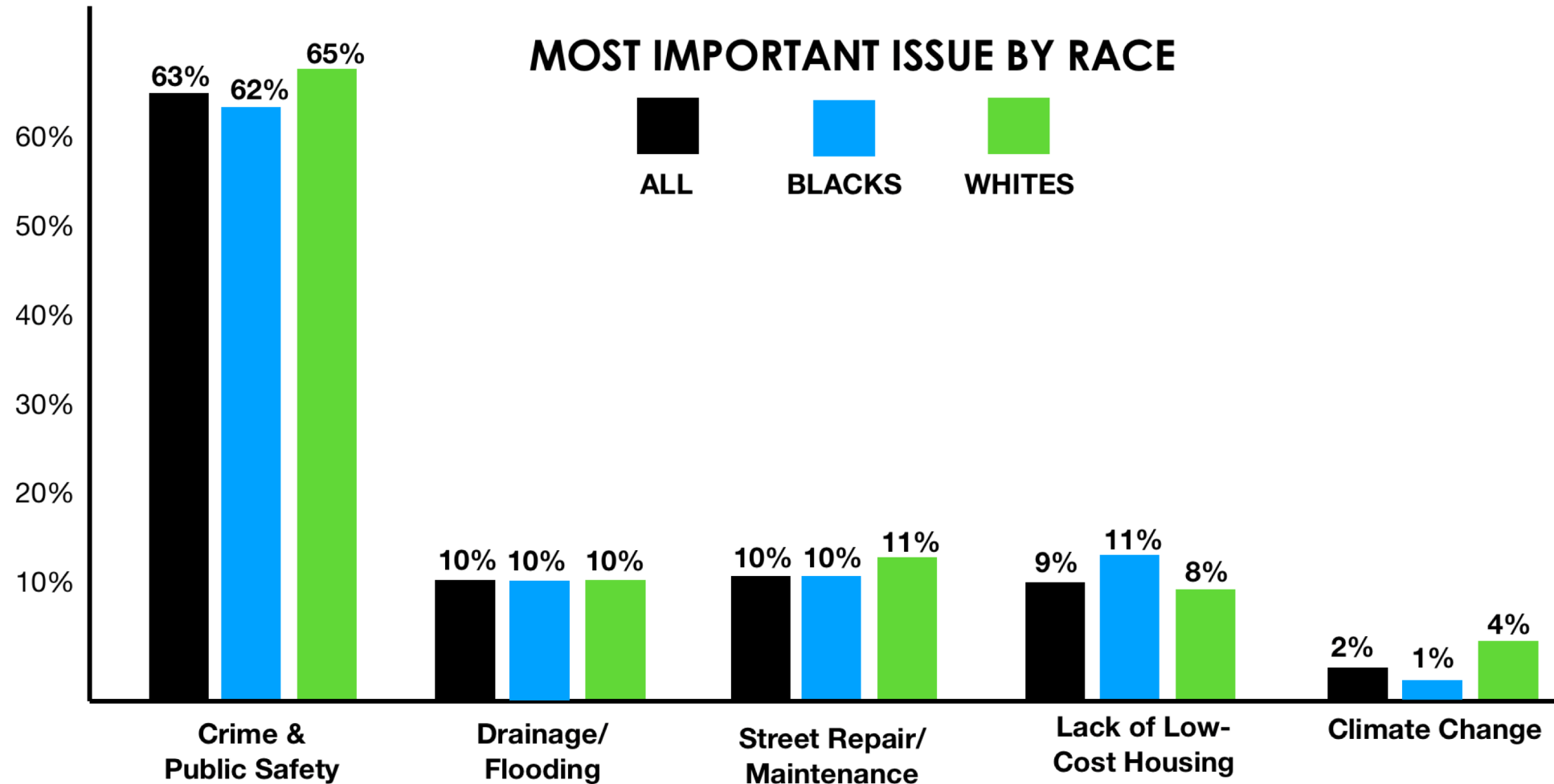
Which one of the following is the most important issue facing New Orleans... (Rotate) crime and public safety, drainage and flooding, lack of low-income housing or climate change?

	ALL	WHITES	BLACKS
▪ Crime and public safety	63%	65%	62%
▪ Street repair and maintenance	10%	11%	10%
▪ Drainage and flooding	10%	10%	10%
▪ Lack of low-income housing	9%	8%	11%
▪ Climate change	2%	4%	1%
▪ All of the above	4%	3%	4%

Because this question's response options are new, there is no comparative data for 2021

MOST IMPORTANT ISSUE FACING NEW ORLEANS

Which one of the following is the most important issue facing New Orleans... (Rotate) crime and public safety, drainage and flooding, lack of low-income housing or climate change?



NEXT MOST IMPORTANT ISSUE AFTER CRIME

OF THOSE WHO SAID CRIME IS THE MOST IMPORTANT ISSUE: Which one of the following is the second most important issue facing New Orleans....

Of the 63% of New Orleans residents who picked crime as the most important issue, here is what they picked as the second most important issue....

	ALL	WHITES	BLACKS
▪ Street repair and maintenance	43%	51%	39%
▪ Drainage and flooding	27%	33%	23%
▪ Lack of low-income housing	24%	7%	34%
▪ Climate change	4%	8%	1%

Because this question's response options are new, there is no comparative data for 2021

ONE-TIME CITY FUNDING PRIORITIES

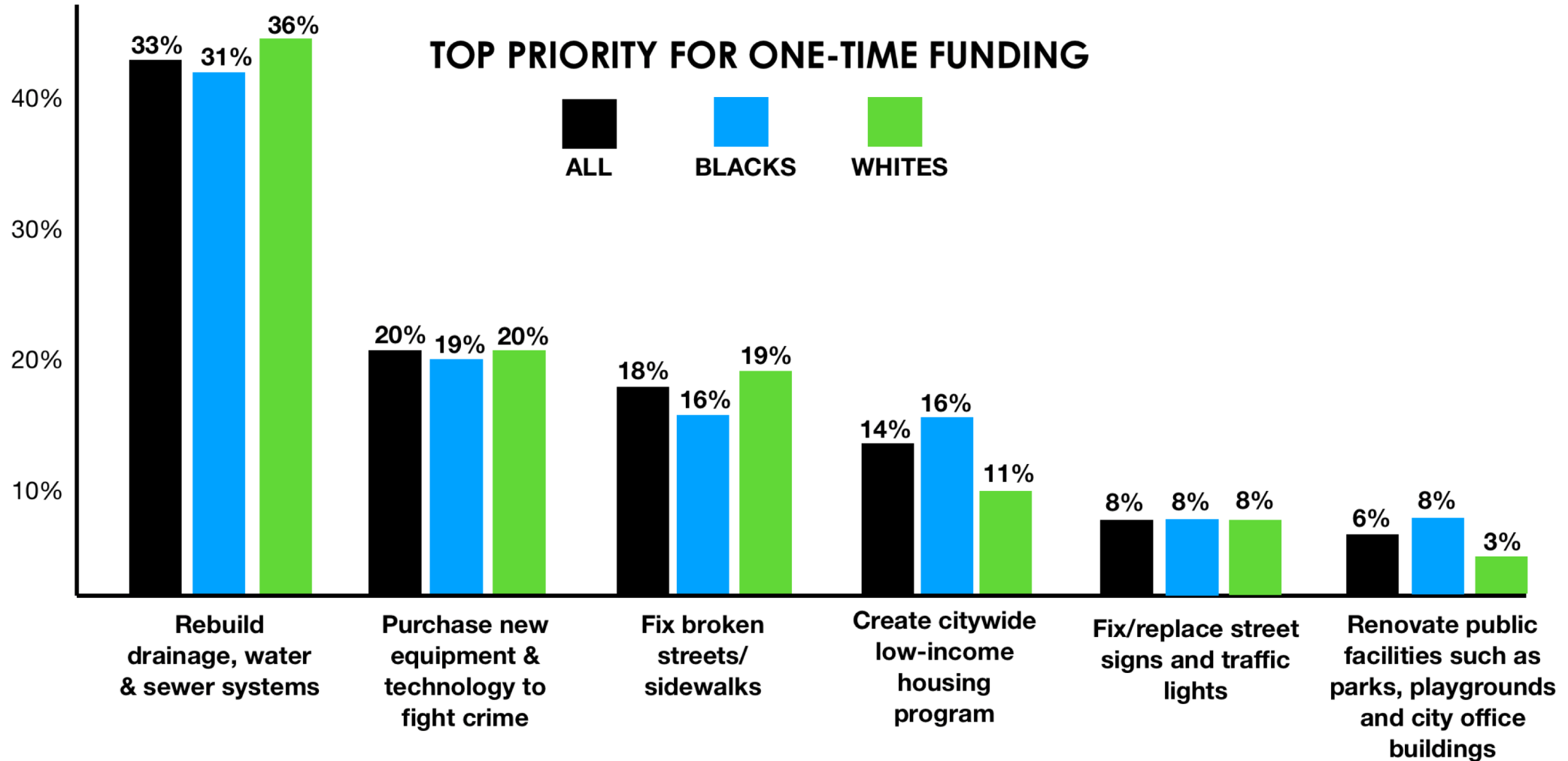
The city of New Orleans has recently received hundreds of millions of dollars from the federal government and other sources that must be used for one-time, non-recurring purposes. Which one of the following should be the most important priority for this money?

	ALL	WHITES	BLACKS
▪ Rebuild the city's drainage, water and sewer systems	33%	36%	31%
▪ Purchase new equipment and technology to fight crime	20%	20%	19%
▪ Fix broken streets and sidewalks	18%	19%	16%
▪ Create a citywide low-income housing program	14%	11%	16%
▪ Fix/replace street signs and traffic lights	8%	8%	8%
▪ Renovate public facilities such as parks, playgrounds and city office buildings	6%	3%	8%

Because this question's response options are new, there is no comparative data for 2021

ONE-TIME CITY FUNDING PRIORITIES

The city of New Orleans has recently received hundreds of millions of dollars from the federal government and other sources that must be used for one-time, non-recurring purposes. Which one of the following should be the most important priority for this money?



General city conditions

GENERAL CITY CONDITIONS: IMPACT ON ECONOMY

Do you think the general conditions in New Orleans—such as trash accumulation, neighborhood blight, abandoned buildings and broken traffic lights—makes it more difficult to attract new businesses, jobs and residents to the city, yes or no?

- Yes, general city conditions makes it more difficult to attract new business, jobs and residents to the city: 83%
- No, general city conditions do not make it more difficult to attract new business, jobs and residents to the city: 14%
- Don't know: 3%

Demographics: 83% of Blacks, 84% of Whites, 85% of men, 82% of women, 82% of 18-44-year-olds and 84% of 45-year-olds and older, 86% of Lakeview/Mid-City, 80% of Uptown, 84% of Gentilly/Lower 9, 89% of New Orleans East and 80% of Algiers believe general conditions in New Orleans—such as trash accumulation, neighborhood blight, abandoned buildings and broken traffic lights—makes it **more difficult to attract new businesses, jobs and residents** to the city.

GENERAL CITY CONDITIONS: IMPACT ON CRIME

Do you think the general conditions in New Orleans—such as trash accumulation, neighborhood blight, abandoned buildings and broken traffic lights—lead to increased crime, yes or no?

- Yes, general city conditions lead to increased crime: 79%
- No, general city conditions does not lead to increased crime: 18%
- Don't know: 3%

Demographics: 79% of Blacks, 80% of Whites, 77% of men, 81% of women, 72% of 18-44-year-olds and 84% of 45-year-olds and older, 84% of Lakeview/Mid-City, 72% of Uptown, 81% of Gentilly/Lower 9, 77% of New Orleans East and 75% of Algiers believe general conditions in New Orleans—such as trash accumulation, neighborhood blight, abandoned buildings and broken traffic lights—lead to **increased crime**.

Overall job ratings of city officials and organizations

JOB RATINGS: OVERALL

Of the following public officials and organizations in the city of New Orleans, please tell me whether you approve or disapprove of the job they're doing—if you haven't heard of them, just say so....

	APPROVE	DISAPPROVE	APPROVAL CHANGE FROM 2021
Mayor LaToya Cantrell	44%	48%	-18
Police Chief Shaun Ferguson	44%	36%	-12
New Orleans City Council	47%	36%	-3
District Attorney Jason Williams	34%	49%	-7
Orleans Parish Criminal Court Judges	27%	43%	-5
Orleans Parish Juvenile Court Judges	16%	54%	<i>Did not include in 2021</i>

Mayor Cantrell's approval rating is 56% among Blacks, 27% among Whites, 39% among men, 48% among women, 35% among 18-44-year-olds and 48% among those 45 and older.

Chief Ferguson's approval rating is 50% among Blacks, 36% among Whites, 44% among men, 43% among women, 35% among 18-44-year-olds and 48% among those 45 and older.

Note: **Sheriff Susan Hutson** was not included because she took office only four weeks before the interviewing for this survey began.

Job ratings on handling crime and infrastructure issues

JOB RATINGS ON CRIME, INFRASTRUCTURE

Mayor Cantrell on crime

Specifically, do you approve or disapprove of Mayor LaToya Cantrell's handling of the crime issue?

Approve: 28%  Mayor Cantrell's job approval rating on crime is
Disapprove: 61% 37% among Blacks, 14% among Whites

Mayor Cantrell on infrastructure

Specifically, do you approve or disapprove of Mayor LaToya Cantrell's handling of city infrastructure, including streets and drainage?

Approve: 28%  Mayor Cantrell's job approval rating on crime is
Disapprove: 68% 33% among Blacks, 21% among Whites

City Council on crime

Specifically, do you approve or disapprove of the New Orleans City Council's handling of the crime issue?

Approve: 37%  The City Council's job approval rating on crime is
Disapprove: 48% 41% among Blacks, 33% among Whites

Job rating of the Sewerage & Water Board

JOB RATING: S&WB

Of the following public officials and organizations in the city of New Orleans, please tell me whether you approve or disapprove of the job they're doing—if you haven't heard of them, just say so....

	APPROVE	DISAPPROVE	APPROVAL CHANGE FROM 2021
Sewerage & Water Board	15%	79%	-4

Demographics: Sewerage & Water Board's approval rating is 16% among Blacks, 13% among Whites, 18% among men, 14% among women, 18% among 18-44-year-olds, 14% among those 45 and older, 8% in Lakeview/Mid-City, 23% Uptown, 13% in Gentilly/Lower 9, 13% in New Orleans East and 17% in Algiers.

Public support for reform of the city Civil Service system

CIVIL SERVICE SYSTEM REFORM

Many government employees operate under the rules of the civil service system. Do you support changes to the system that would give department managers greater flexibility to cut bureaucracy, modernize operations, and remove and reward employees to improve the delivery of city services, or, would you rather the civil service system stay as it is.

- Support changes to the civil service system: 62%
- Would rather keep the system as it is: 20%
- Don't know: 17%

Demographics: 61% of Blacks, 65% of Whites, 66% of men, 59% of women, 67% of 18-44-year-olds and 60% of 45-year-olds and older, 65% of Lakeview/Mid-City, 63% of Uptown, 65% of Gentilly/Lower 9, 51% of New Orleans East and 65% of Algiers believe general conditions in New Orleans—such as trash accumulation, neighborhood blight, abandoned buildings and broken traffic lights—lead to **increased crime**.