

Conducted for the

New Orleans Crime Coalition

Annual Survey 2024, Part II
Civic Priorities and Policymakers

Survey information

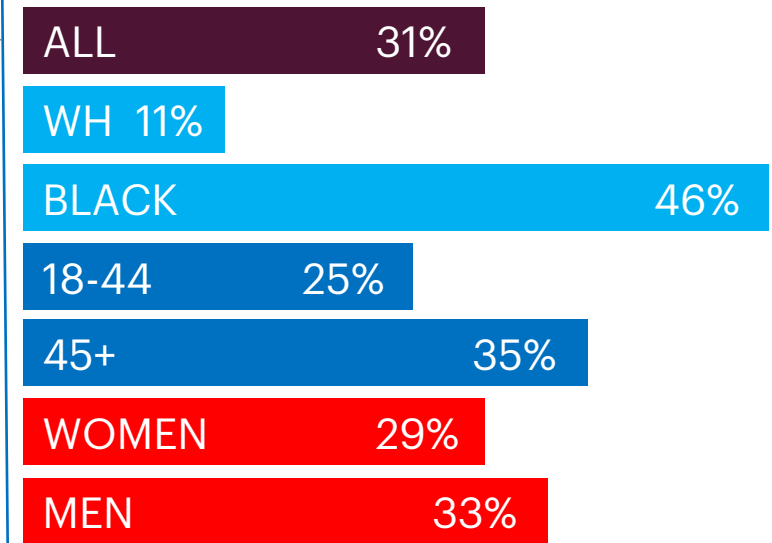
- Survey was conducted May 29-June 4, 2024 under the direction of Ronald A. Faucheux, Ph.D., CEO of Faucheux Strategies, LLC, New Orleans and Washington, D.C.
- Survey based on a representative sample of completed interviews with 800 adults (18 and older) in the City of New Orleans.
- Interviews conducted by live, professionally trained telephone interviewers via cell phones (82%) and landlines (18%).
- Margin of error for full sample: +/- 3.46%.
- Because of rounding, some of the data columns do not add up to 100%.
- Racial composition of sample: 58% African American, 35% white, 7% other. Sample targets and weights based on census data.

Job approval ratings

Of the following public officials and organizations in the City of New Orleans, please tell me whether you approve or disapprove of the job they're doing—if you haven't heard of them, just say so....

	APPROVE	DISAPPROVE
Mayor LaToya Cantrell	31%	59%
City Council	48%	37%
Police Chief Anne Kirkpatrick	49%	20%
District Attorney Jason Williams	45%	38%
Sheriff Susan Hutson	32%	44%
Orleans Parish Criminal Court Judges	35%	45%
Orleans Parish Juvenile Court Judges	22%	56%
Sewerage & Water Board	16%	80%

Mayor LaToya Cantrell's job approval rating by demographics



- Mayor Cantrell's job rating is now 31% approve/59% disapprove. In last year's survey, it was 30% approve/60% disapprove.
- Since last year's survey, the City Council's approval rating is down 2 points (from 50% to 48%).
- Chief Kirkpatrick's approval is 49%—the best of anybody tested. She also has the lowest negative rating, at 20%. In last year's survey, Acting Chief Woodfork's rating was 43% approve/26% disapprove.
- DA Williams' approval rating has gone up 8 points since last year's poll and his disapproval rating has gone down 7 points. His more moderate policy tilt appears to be working. His approval rating is 60% among Blacks and 25% among Whites.
- Criminal Court Judges have improved 8 points and Juvenile Court Judges have gone up 5 points since last year.
- The Sewerage & Water Board's approval rating has gone down 3 points since last year's survey, dropping from 19% to 16%. Its disapproval rating has hit 80%; last year it was 75%.

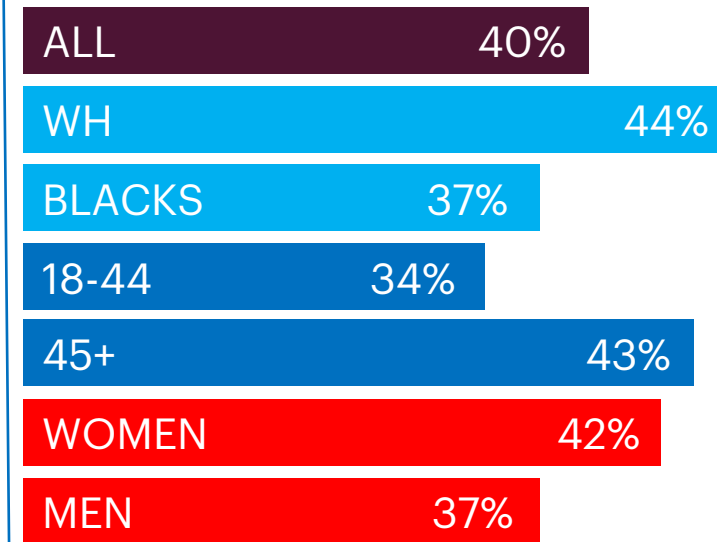
New Orleans: Most important issues

Which ONE of the following is the most important issue facing New Orleans... crime and public safety, street repair and maintenance, drainage and flooding, lack of low-income housing, climate change or homelessness?

	Most important	Second most important	Total*
Crime and public safety	40%	22%	62%
Drainage and flooding	14%	18%	32%
Street repair and maintenance	12%	20%	32%
Lack of low-income housing	10%	18%	28%
Homelessness	8%	14%	22%
Climate change	8%	4%	12%
All of them (volunteered)	8%	4%	12%
None of them (volunteered)	1%	1%	2%

- Crime and public safety remains the top issue, by far. But the importance of crime and public safety is coming off of its heights. In last year's survey, it was seen as the most important issue by 61% of residents. In this new survey, it's dropped to 40%. The total is 62%.
 - When "most important" and "second most important" choices are combined, crime leads by a wide margin, followed by drainage and streets (tied) and lack of low-income housing.
 - Many more Whites (15%) than Blacks (3%) picked climate change as the most important issue, and more Whites (44%) than Blacks (37%) picked crime and public safety. Otherwise, differences between Whites and Blacks on the most important issues are all within 3 points.
- * The "Total" column adds up to more than 100% because respondents were given two choices.

Those who say **crime and public safety is the most important** issue by demographics



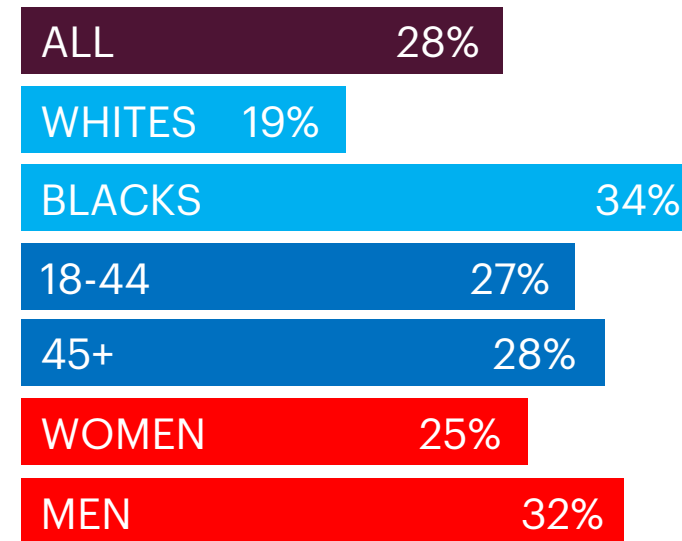
City of New Orleans: Right direction or wrong track?

Overall, do you think the city of New Orleans is moving in the right direction, or do you think it's off on the wrong track?

Right direction 28%
Wrong track 66%

- In last year's survey, "right direction" was 19% and "wrong track" was 72%. Since then, "right direction" has gone up 9 points (to 28%) and "wrong track" has gone down 6 points (to 66%).
- It's likely that a more optimistic view of the crime and public safety situation--as we see in other parts of this survey--has produced a more positive view of the city's direction overall.

Those who say New Orleans is **moving in the right direction** by demographics

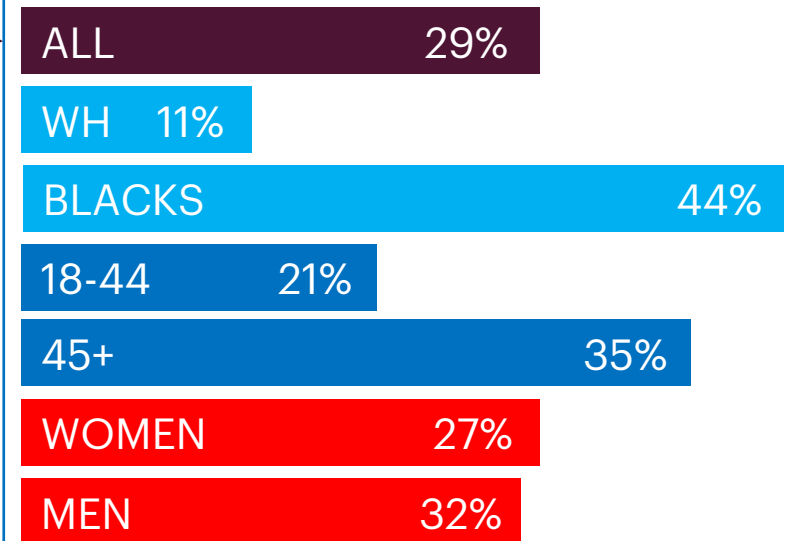


Job approval rating on handling crime issue: Mayor, City Council

Specifically, do you approve or disapprove of Mayor LaToya Cantrell's handling of the crime issue?
Do you approve or disapprove of the City Council's handling of the crime issue?

	APPROVE	DISAPPROVE
Mayor LaToya Cantrell	29%	62%
City Council	41%	46%

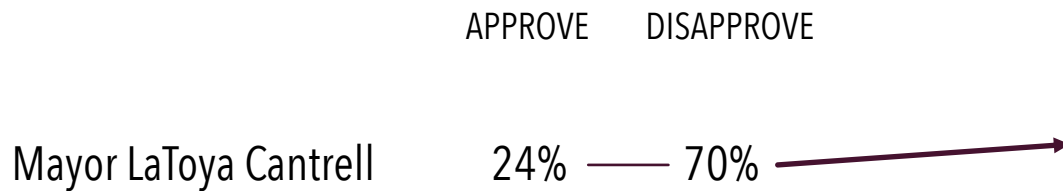
Those who approve of **Mayor LaToya Cantrell's handling of the crime issue** by demographics



- In last year's survey, Mayor Cantrell's approval rating on handling crime was 24% and the City Council's approval rating on handling crime was 39%.
- In the new 2024 survey, Mayor Cantrell's approval rating on handling crime is up 5 points, going from 24% to 29%. Note, however, that the mayor's rating on crime remains lopsidedly negative--her 62% disapproval rating is more than twice as high as her 29% approval rating.
- The City Council's approval rating on handling crime is up 2 points from last year's survey, going from 39% to 41%. The Council's rating on crime (41%) is 7 points lower than its overall approval rating (48%).
- Chief Kirkpatrick's positive ratings and recent statistics showing a drop in key crime categories appears to have "lifted all boats." Nevertheless, mayoral and council ratings on this most important issue remain net negative.

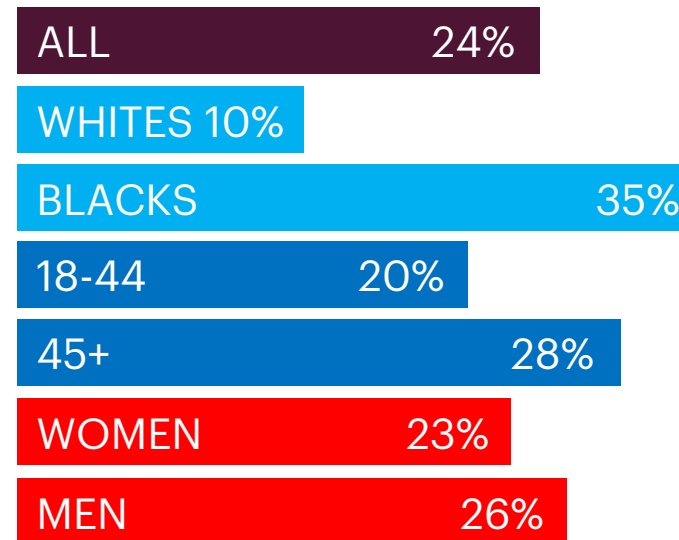
Mayor's job rating on handling infrastructure issues (streets, drainage)

Do you approve or disapprove of Mayor LaToya Cantrell's handling of city infrastructure, including streets and drainage?



- In last year's survey, Mayor Cantrell's approval rating on handling infrastructure issues was 25%.
- In the new 2024 survey, Mayor Cantrell's approval rating on handling infrastructure issues is 24%, falling 1 point.

Those who approve of Mayor LaToya Cantrell's handling of the infrastructure issue by demographics



State government involvement in New Orleans city issues

State government officials have recently made a number of proposals related to crime, the Sewerage & Water Board and other local issues in New Orleans. Do you think that state government getting more involved in New Orleans city issues is a good idea or a bad idea?

Good idea 43%
Bad idea 48%
Don't know 9%

- More Blacks think the state getting more involved in city issues is a bad idea than a good idea, 52% to 40%.
- More Whites think it's a good idea than a bad idea, 47% to 42%.

Those who answered **good idea** by demographics

