

Conducted for the

New Orleans Crime Coalition

Annual Survey 2023, Part II
Civic Priorities and Policymakers

Survey information

- Survey was conducted May 30-June 6, 2023 under the direction of Ronald A. Fauchaux, Ph.D., CEO of Fauchaux Strategies, LLC, New Orleans and Washington, D.C.
- Survey based on a representative sample of completed interviews with 800 adults (18 and older) in the City of New Orleans.
- Interviews conducted by live, professionally trained telephone interviewers via cell phones (83%) and landlines (17%).
- Margin of error for full sample: +/- 3.46%.
- Because of rounding, some of the data columns do not add up to 100%.
- Racial composition of sample: 58% African American, 34% white, 8% other. Sample targets and weights based on census data.

City of New Orleans: Right direction or wrong track?

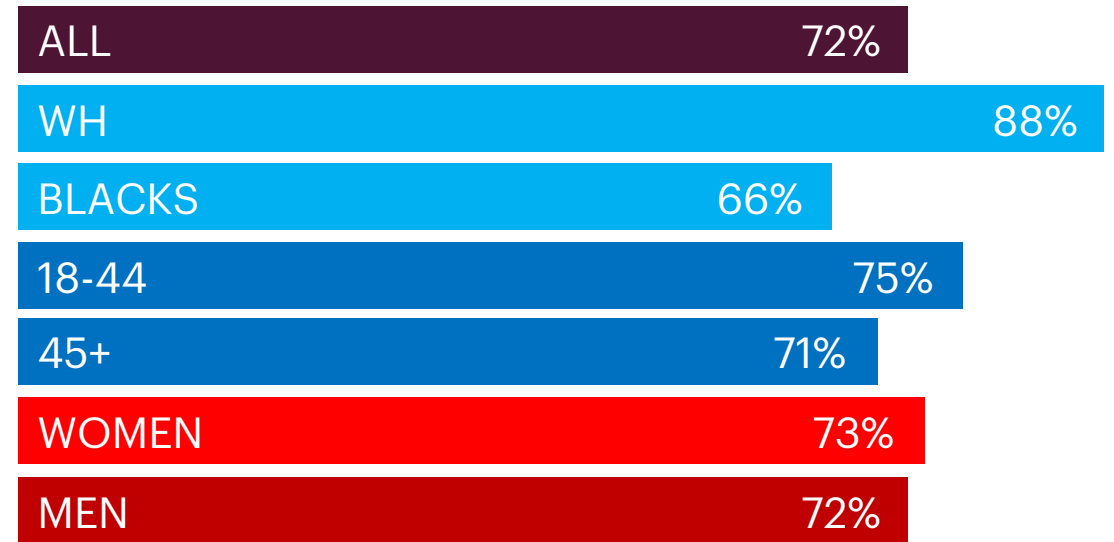
Overall, do you think the city of New Orleans is moving in the right direction, or do you think it's off on the wrong track?

Right direction 19%

Wrong track 72%

In the 2022 survey, right direction was 18% and wrong track was 75%.

Those who say New Orleans is on the wrong track

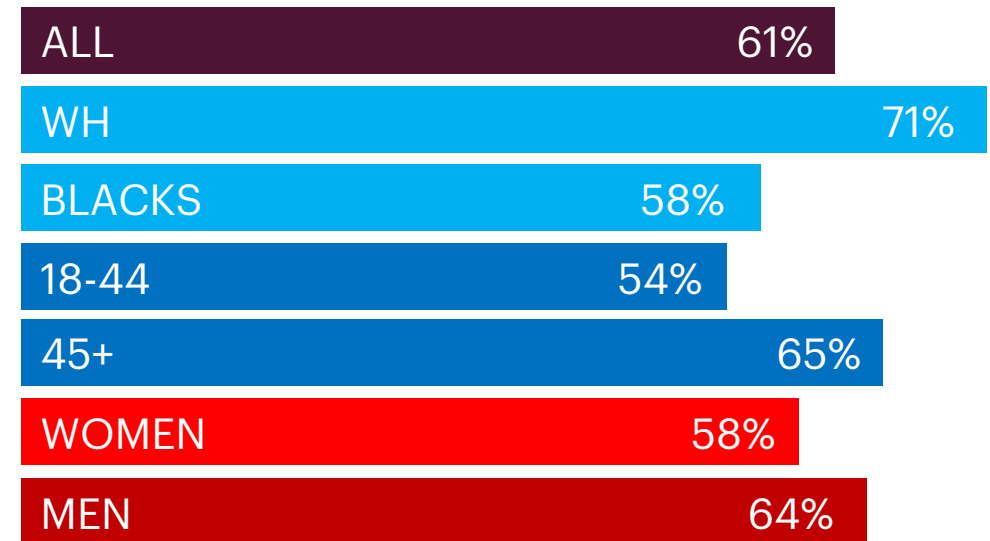


New Orleans: Most important issues

Which ONE of the following is the most important issue facing New Orleans... crime and public safety, street repair and maintenance, drainage and flooding, lack of low-income housing, climate change or homelessness?

	Most important	Second most important
Crime and public safety	61%	20%
Street repair and maintenance	10%	27%
Lack of low-income housing	7%	17%
Drainage and flooding	7%	14%
Homelessness*	5%	15%
Climate change	4%	5%
All of them (volunteered)	5%	1%
None of them (volunteered)	1%	1%

Those who say crime and public safety is the most important issue



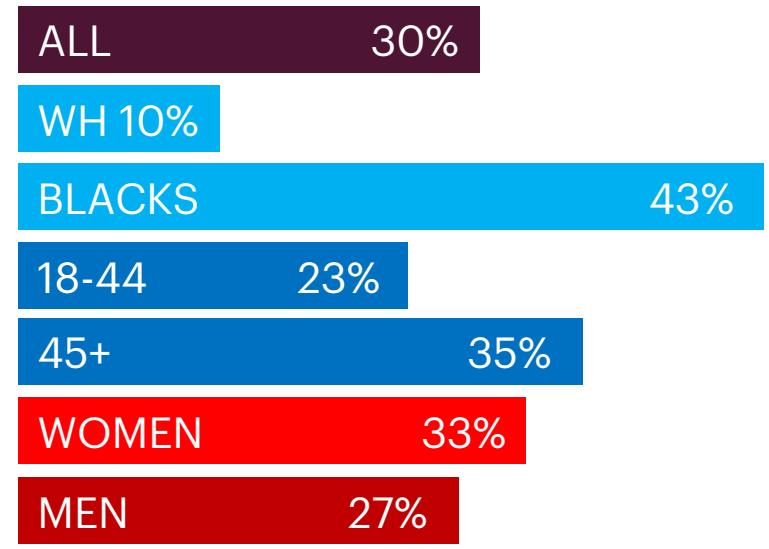
* In the 2022 survey, crime rated 63% as the most important issue, but that survey did not include the homelessness choice. In the 2022 survey, 65% of Whites and 62% of Blacks picked crime as the most important issue. In the 2023 survey, Whites are up 6 points and Blacks are down 4 points; some of that difference may be explained by the addition of homelessness.

Job approval ratings

Of the following public officials and organizations in the City of New Orleans, please tell me whether you approve or disapprove of the job they're doing—if you haven't heard of them, just say so....

	APPROVE	DISAPPROVE
Mayor LaToya Cantrell	30%	60%
City Council	50%	36%
Interim Police Chief Michelle Woodfork	43%	26%
District Attorney Jason Williams	37%	45%
Sheriff Susan Hutson	29%	47%
Orleans Parish Criminal Court Judges	27%	47%
Orleans Parish Juvenile Court Judges	17%	60%
Sewerage & Water Board	19%	75%

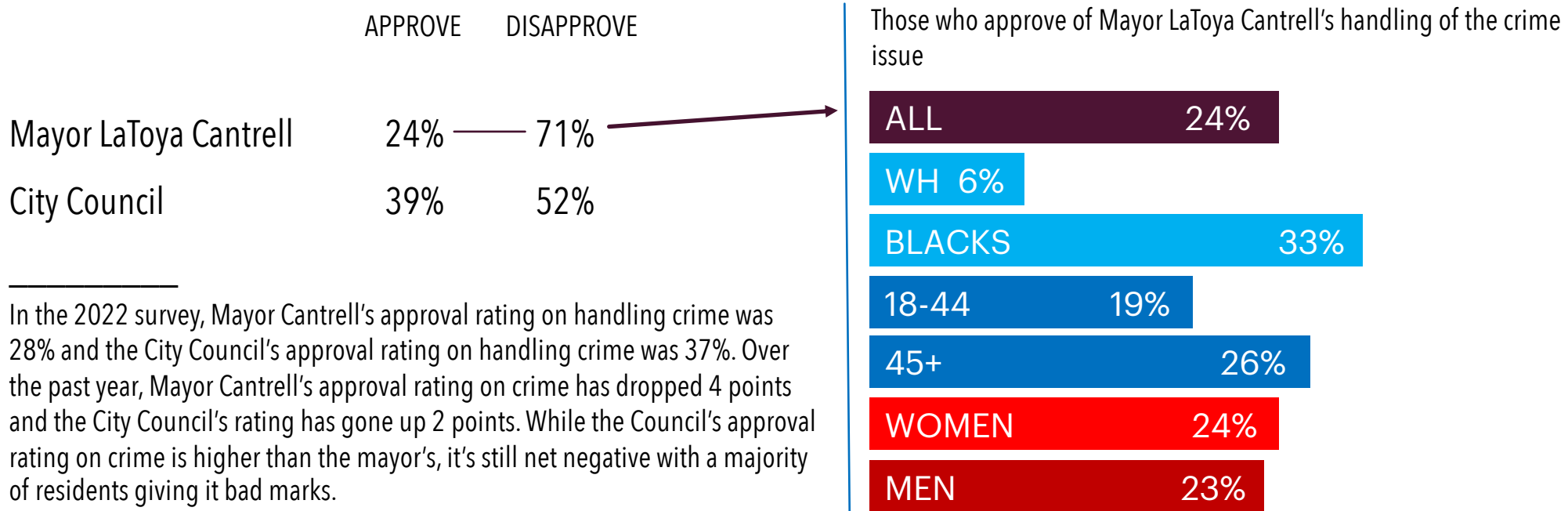
Mayor LaToya Cantrell's job approval rating by demographics



Between the 2021 and 2022 surveys, Mayor Cantrell's approval rating dropped 18 points. Between the 2022 and 2023 surveys, she dropped another 14 points (from 44% to 30%). Since 2022, the City Council's rating has gone up 3 points, DA Williams has gone up 3 points, Criminal Judges have stayed the same, Juvenile Judges have gone up 1 point and the Sewerage & Water Board has gone up 4 points. This is the first time Hutson and Woodfork have been surveyed. In 2022, then-Chief Ferguson's approval rating was 44%.

Job approval rating on handling crime issue: Mayor, City Council

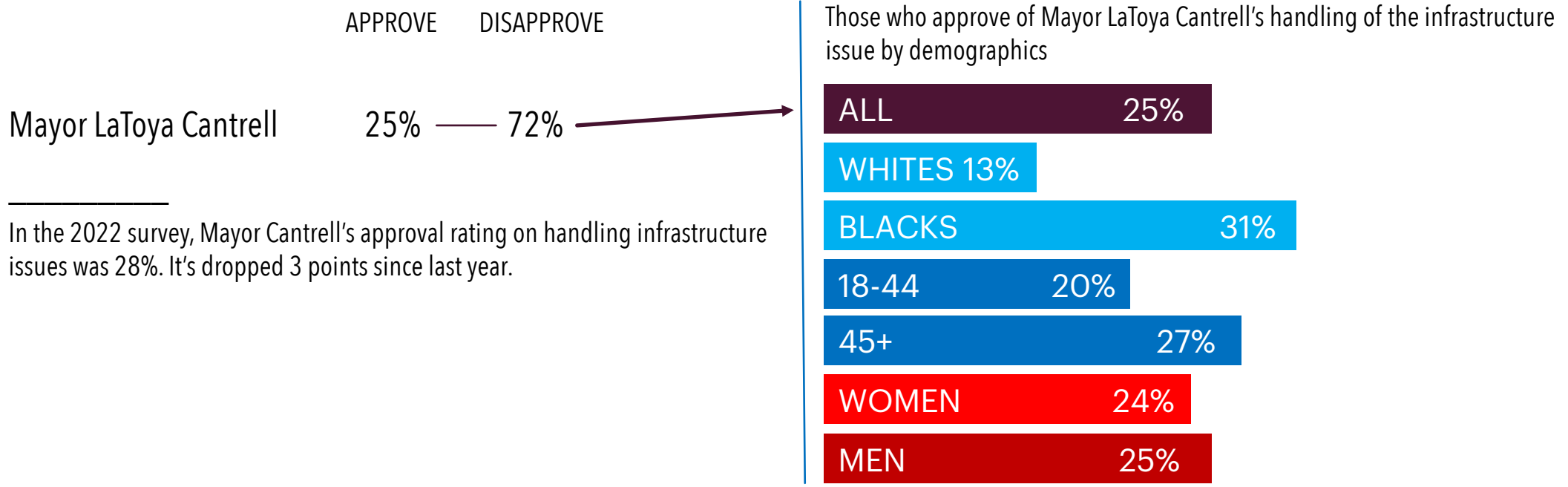
Specifically, do you approve or disapprove of Mayor LaToya Cantrell's handling of the crime issue?
Do you approve or disapprove of the City Council's handling of the crime issue?



In the 2022 survey, Mayor Cantrell's approval rating on handling crime was 28% and the City Council's approval rating on handling crime was 37%. Over the past year, Mayor Cantrell's approval rating on crime has dropped 4 points and the City Council's rating has gone up 2 points. While the Council's approval rating on crime is higher than the mayor's, it's still net negative with a majority of residents giving it bad marks.

Mayor's job rating on handling infrastructure issues (streets, drainage)

Do you approve or disapprove of Mayor LaToya Cantrell's handling of city infrastructure, including streets and drainage?



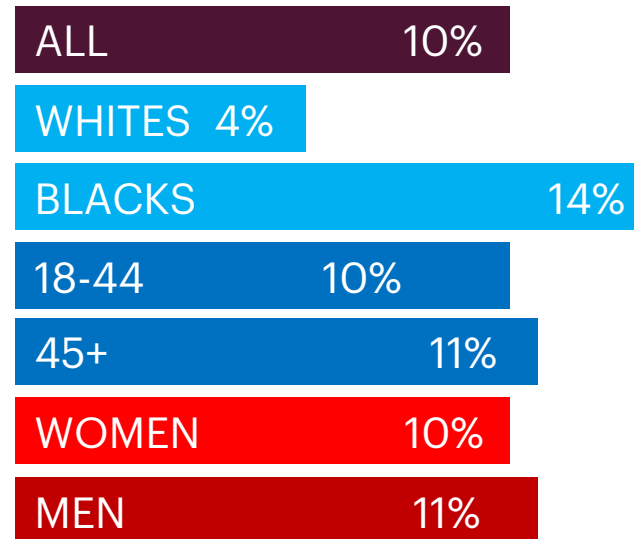
In the 2022 survey, Mayor Cantrell's approval rating on handling infrastructure issues was 28%. It's dropped 3 points since last year.

Management of New Orleans city government

Overall, how well do you think city government in New Orleans is being managed... would you say it's excellent, good, only fair, or poor?

Excellent: 1%
Good: 9%
Only fair: 41%
Poor: 47%

Those who answered excellent or good for management of city government



2023 is the first year this question was asked.

Civil service system reform

Many government employees operate under the rules of the civil service system. Do you support changes to the system that would give department managers greater flexibility to cut bureaucracy, modernize operations, and remove and reward employees to improve the delivery of city services, or, would you rather the civil service system stay as it is?

Support changes in the system: 68%
Keep system as it is: 22%
Don't know: 10%

In the 2022 survey, support for changes in the civil service system was 62%, now it's risen to 68%.

Those who answered support changes in the system by demographics

